

## SECURITIES TRADING IN 2017

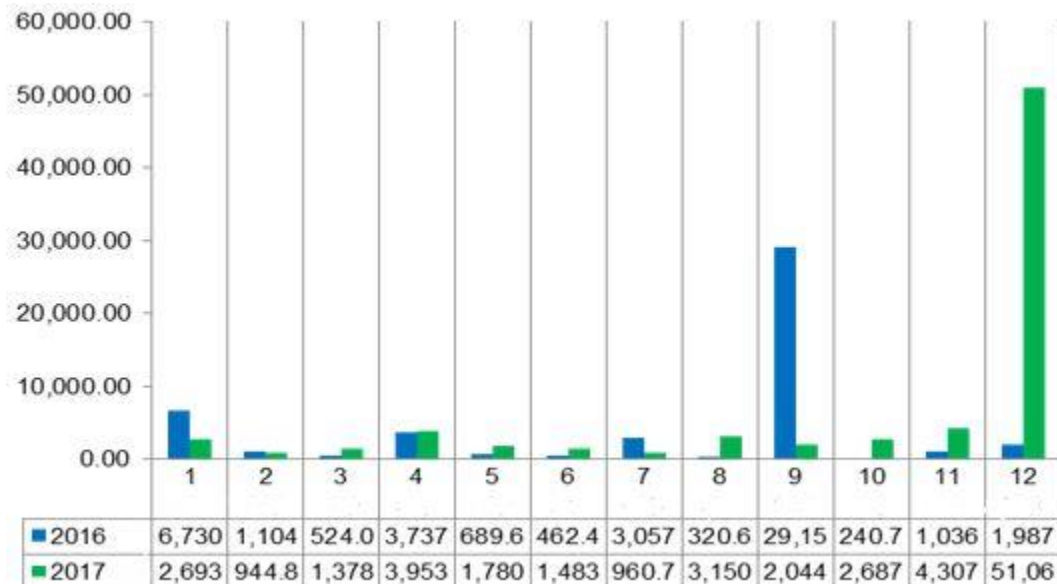
In 2017, a total of 106.1 million shares of 134 Joint stock companies worth MNT 76.4 billion and 6.7 million Government bonds worth MNT 630.2 billion were traded in 249 trading sessions respectively. Total transaction value reached MNT 859.2 billion.

During the reporting period 60.0 thousand shares of “SUU bond” JSC worth MNT 6.0 billion were traded on the primary market.

Table 1. Securities trading /2017.12.31/

Types of securities		Volume /million shares/	Value /billion MNT/
Share	Primary market	13.4	1.3
	Secondary market	92.7	75.1
Government bond	Primary market	6.7	630.2
	Secondary market	1.4	142.3
Company bond	Primary market	0.06	6.0
	Secondary market	0.04	4.2
<b>Total</b>			<b>859.2</b>

Chart 1. Value of share trading /million MNT/

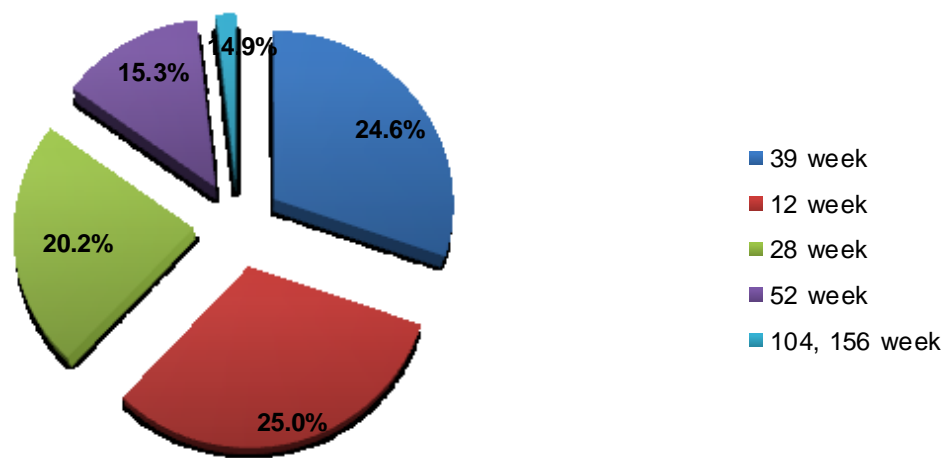


### **Government bonds trading**

In 2017, 6.7 million Government bond worth MNT 630.2 billion were traded on the primary market in 44 trading sessions organised by the MSE. In the secondary market, a total of 1.4 million worth MNT 142.3 billion traded in trading sessions.

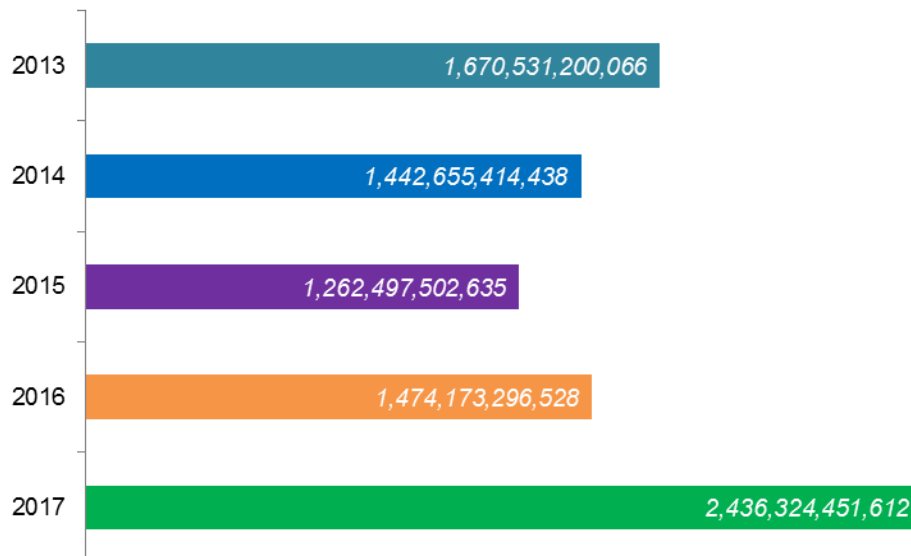
Government bonds are issued at 12 week, 28 week, 39 week, 52 week, 104 week and 156 week maturities. In 2017, 20.2 percent of all Government bonds traded on the MSE had a 28 week maturity, 25.0 percent a 12 week maturity, 24.6 percent a 39 week maturity, 15.3 percent a 52 week maturity, and the remaining 14.9 percent a 104 week and 156 week maturity.

*Chart 2. Government bonds trading*



### **Market indicators**

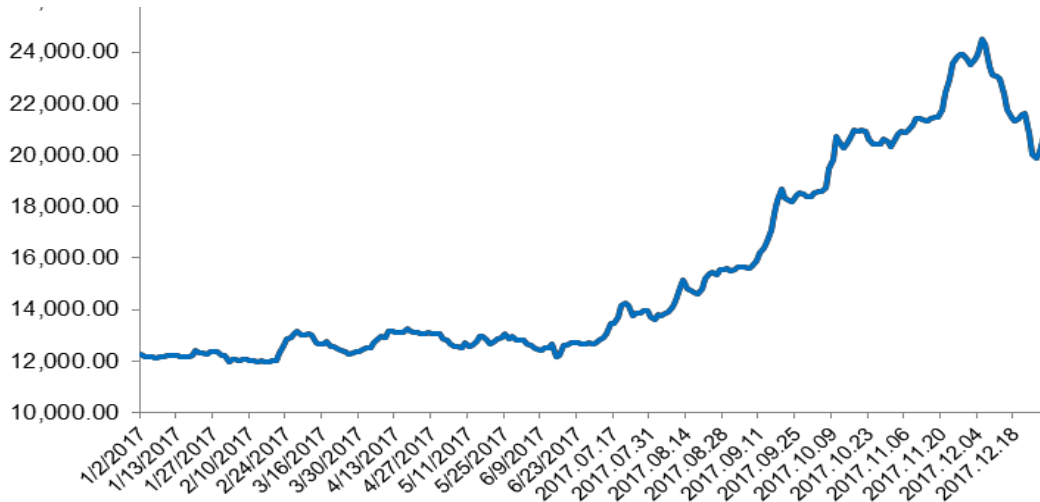
*Chart 3. Market capitalization /Last 5 years/*



## TOP-20 INDEX

In 2017, MSE Top-20 index reached its 52 week high at 24520.35 units and 11972.11 units at its lowest, with the average being 15511.89 units. At the end of the reporting period, the Top-20 index stood at 20736.93 units indicating a decrease of 8280.87 units or 66.5% compared to the previous year.

Chart 4. Top 20 index



## MSE ALL INDEX

During the reporting period, MSE ALL index reached its 52 week high at 1280.32 units, 52 week low at 814.51 units, while the average was 950.09 units.

Chart 5. MSE ALL index

